

The State of Managed Renal Care Quality

VillageHealth DM-Commercial

Chronic Kidney Disease

4th Quarter 2007

(October - December)



Clinical Data Summary

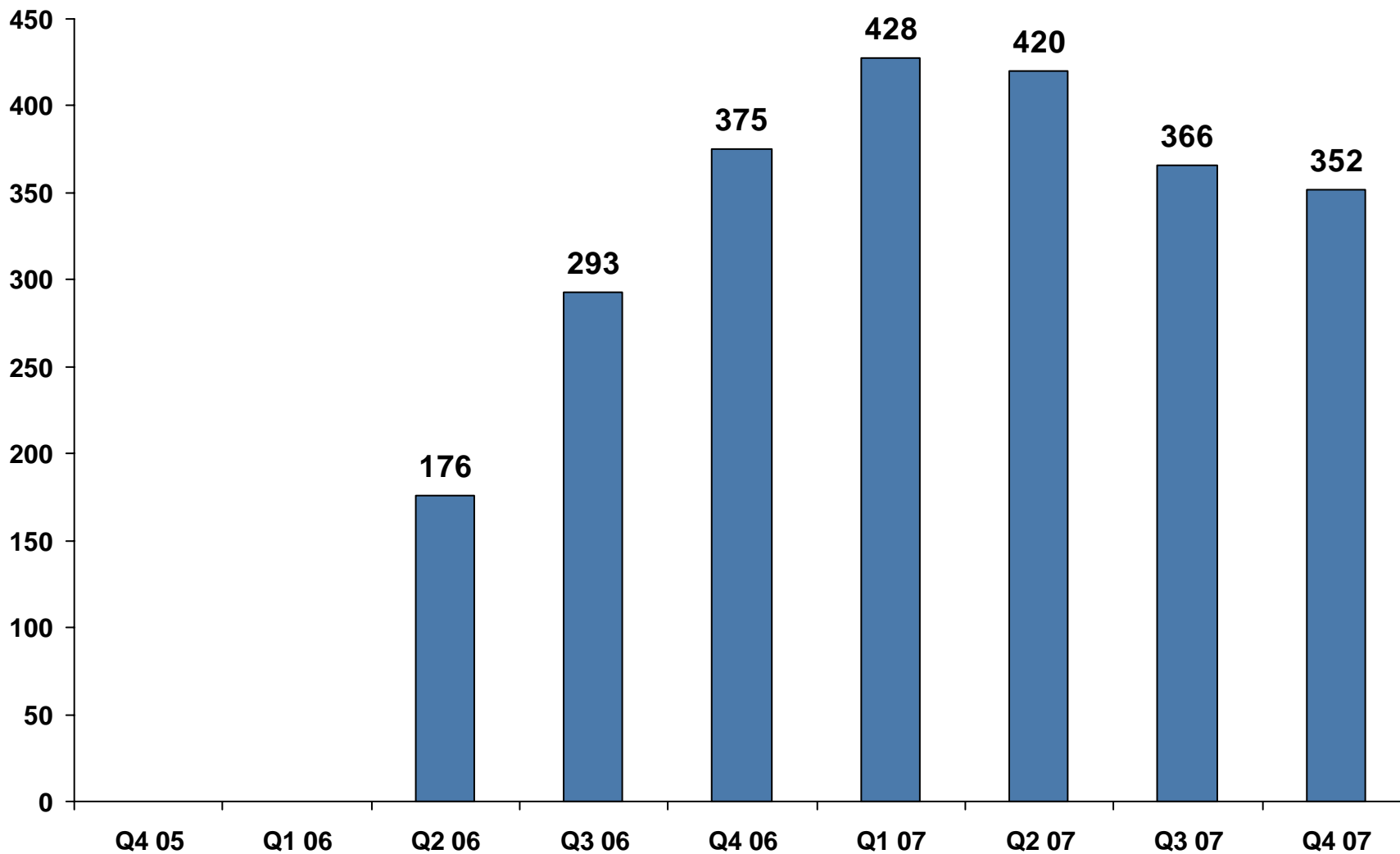
All Stages Combined (unless noted)

<u>Demographics</u>	<ul style="list-style-type: none"> ➢352 patients 	<ul style="list-style-type: none"> ➢Stage 3 215 patients, 61% ➢Stage 4 101 patients, 29% ➢Stage 5 36 patients, 10% 	<ul style="list-style-type: none"> ➢Mean age 58.8 yr.
<u>Process Measures</u>	<ul style="list-style-type: none"> % with nephrologist ➢Stage 3 124 patients, 58% ➢Stages 4 & 5 133 patients, 97% (88% VH DM CPM) 	<ul style="list-style-type: none"> ➢Treatment options education 86% (70% VH DM CPM) ➢Advance care planning education 55% 	<ul style="list-style-type: none"> ➢Pneumococcal vaccine (5 years) 50% (70% VH DM CPM)
<u>Vascular Access - Patients Starting Dialysis in Quarter</u>	<ul style="list-style-type: none"> ➢Fistula 50% (N=4) 	<ul style="list-style-type: none"> ➢Graft 0% 	<ul style="list-style-type: none"> ➢Catheter 50% (N=4)
<u>Anemia Management</u>	<ul style="list-style-type: none"> ➢Hb \geq 11 g/dL 79% (80% VH DM CPM) 	<ul style="list-style-type: none"> ➢Hb < 11 g/dL on ESA 42% 	
<u>Cardiovascular Disease Management</u>	<ul style="list-style-type: none"> ➢ACEI/ARB 68% (60% VH DM CPM) ➢ACEI/ARB diabetics 77% 	<ul style="list-style-type: none"> ➢LDL measured 75% (50% VH DM CPM) ➢LDL \leq 100 mg/dL 64% (70% VH DM CPM) 	<ul style="list-style-type: none"> ➢LDL measured diabetics 81% ➢LDL \leq 100 mg/dL diabetics 71%
<u>Diabetes Care Management</u>	<ul style="list-style-type: none"> ➢Diabetics 55% 	<ul style="list-style-type: none"> ➢A1C measured 85% (65% VH DM CPM) ➢A1C \leq 7.0% 59% (65% VH DM CPM) 	<ul style="list-style-type: none"> ➢Annual podiatric foot exam 79% (60% VH DM CPM) ➢Annual dilated retinal exam 83% (50% VH DM CPM)
<u>Hospital Utilization</u>	<ul style="list-style-type: none"> ➢Admits .10 	<ul style="list-style-type: none"> ➢Bed days 0.6 	

Labs are excluded for 90 days after active, assessed date. CPM's from the 2007 VillageHealth DM CKD Clinical Performance Measures.

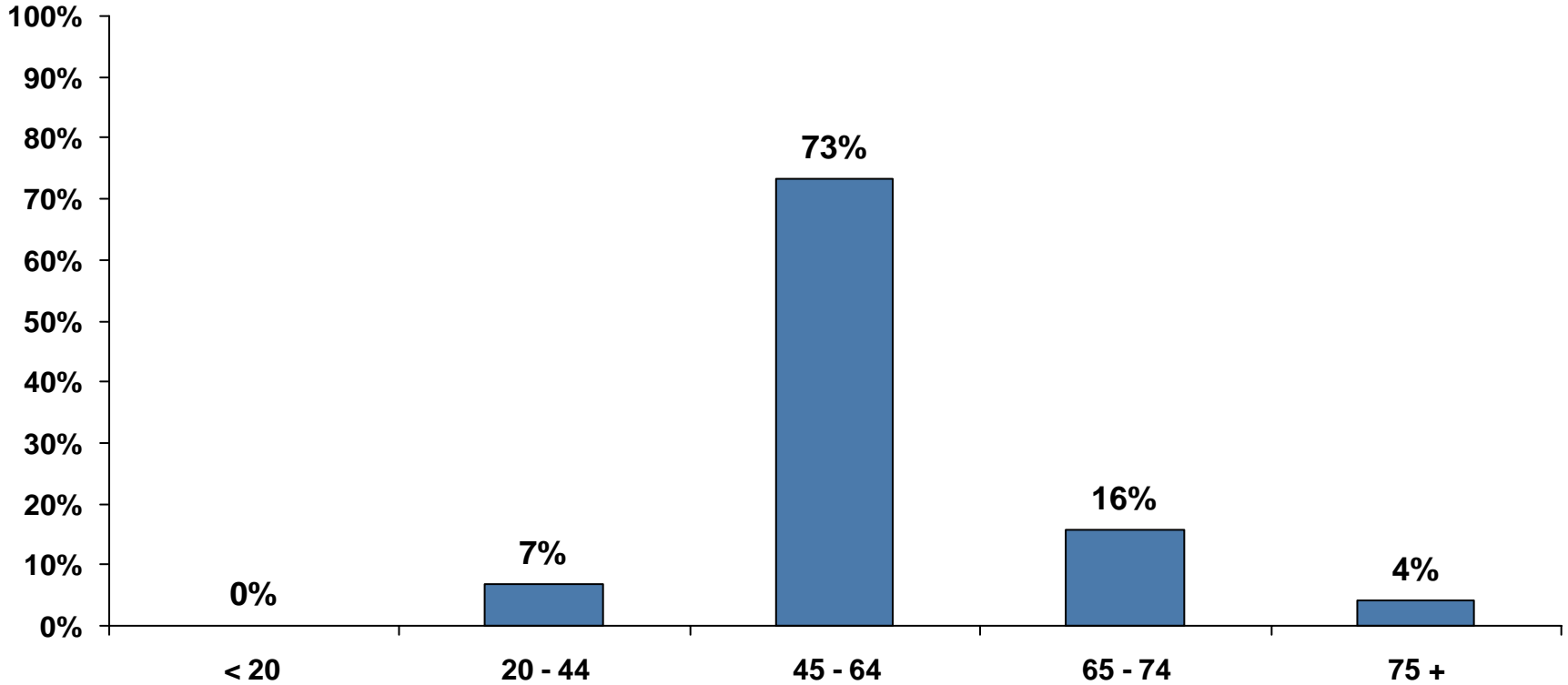
Demographics

Number of patients



Demographics

Percentage of age distribution by category (years)

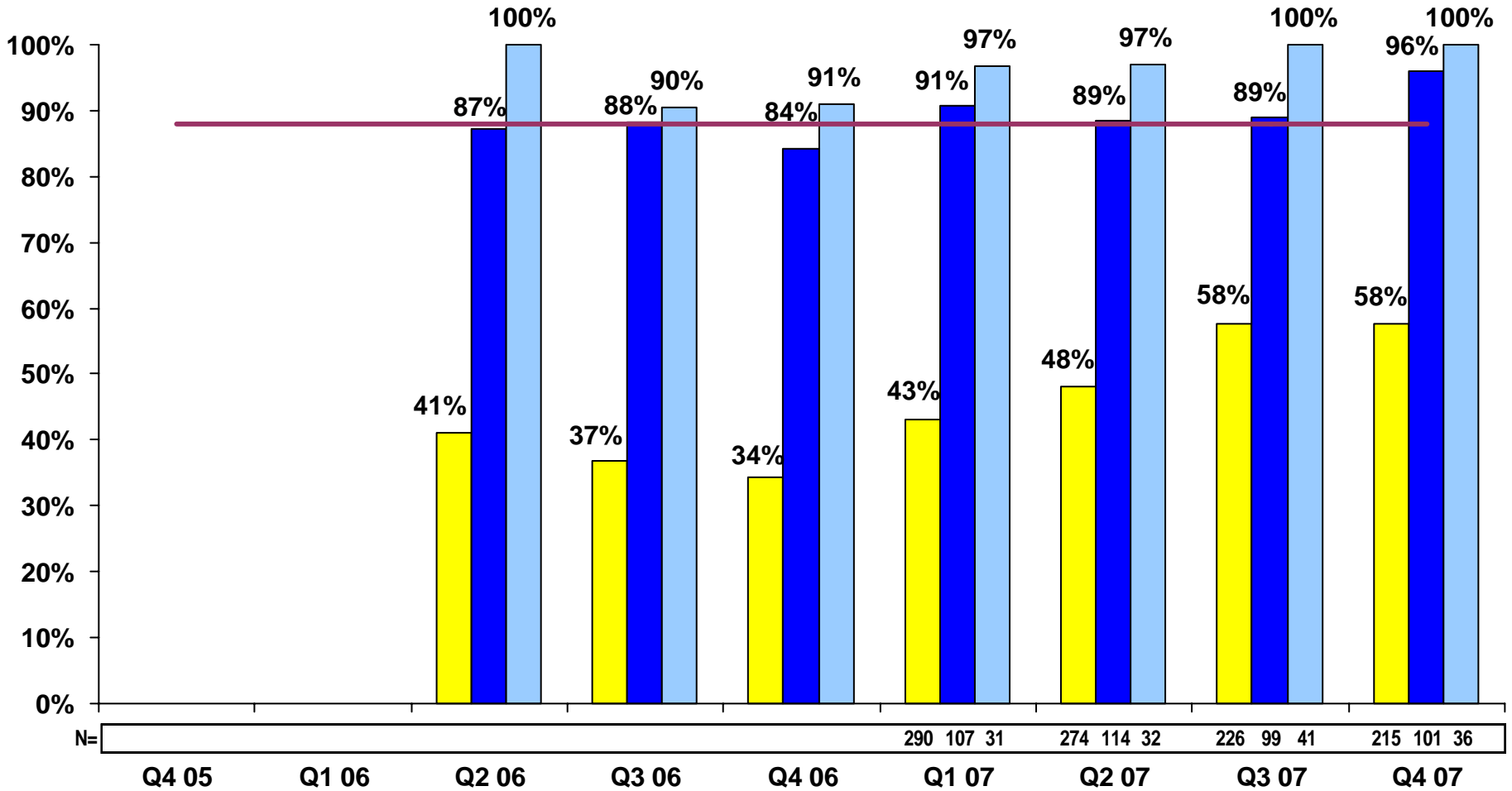


Mean Age	
VillageHealth DM-Commercial	58.8

General Measures

Percentage of patients with a nephrologist

■ Stage 3
 ■ Stage 4
 ■ Stage 5
 — VillageHealth DM CPM

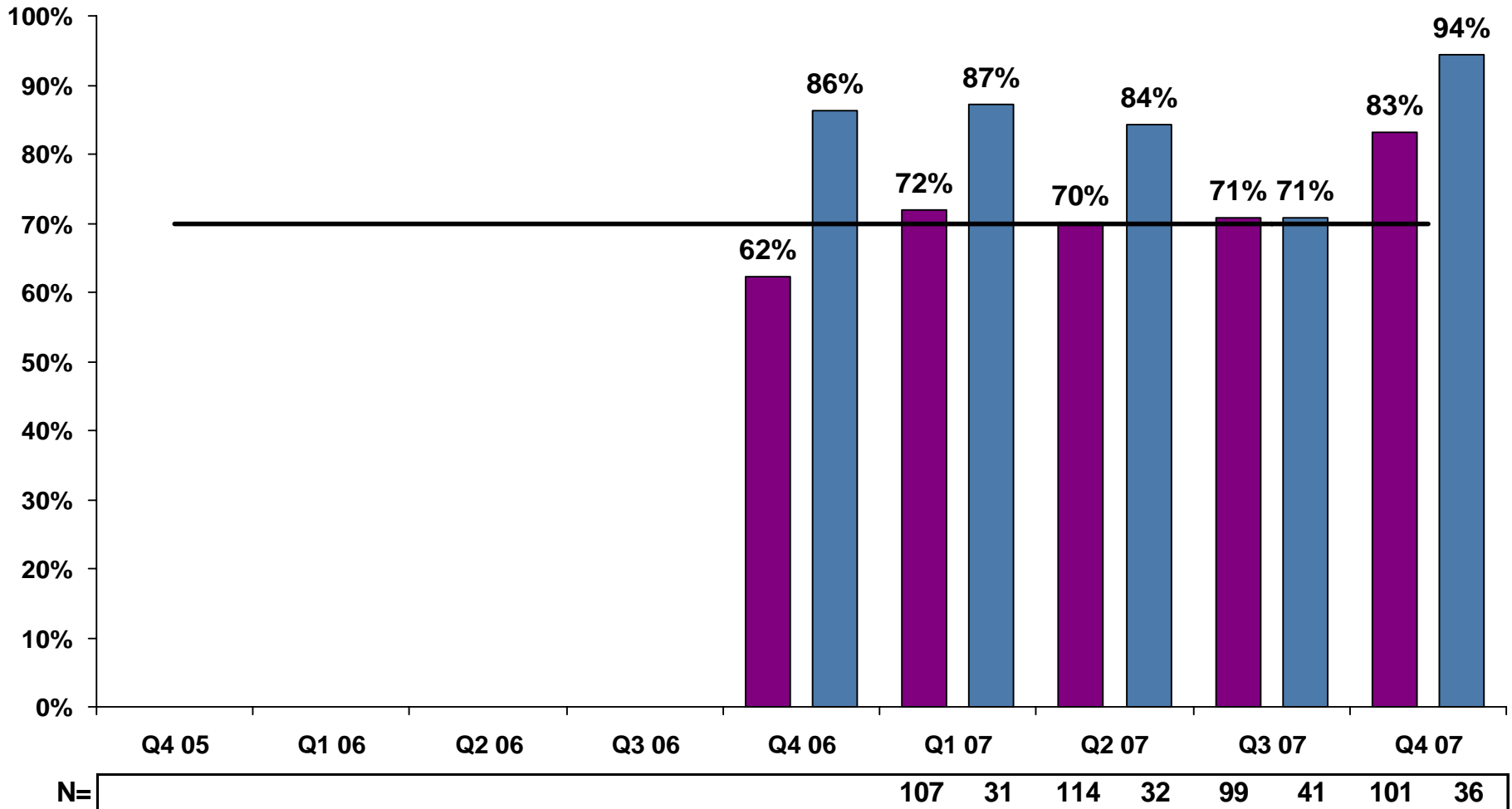


CPM from the 2007 VillageHealth DM CKD Clinical Performance Measures, Stages 4 & 5. CPM=88%

Preparation for ESRD

Percentage of patients in stages 4 & 5 with treatment options education in the last 12 months

■ Stage 4 ■ Stage 5 — VillageHealth DM CPM

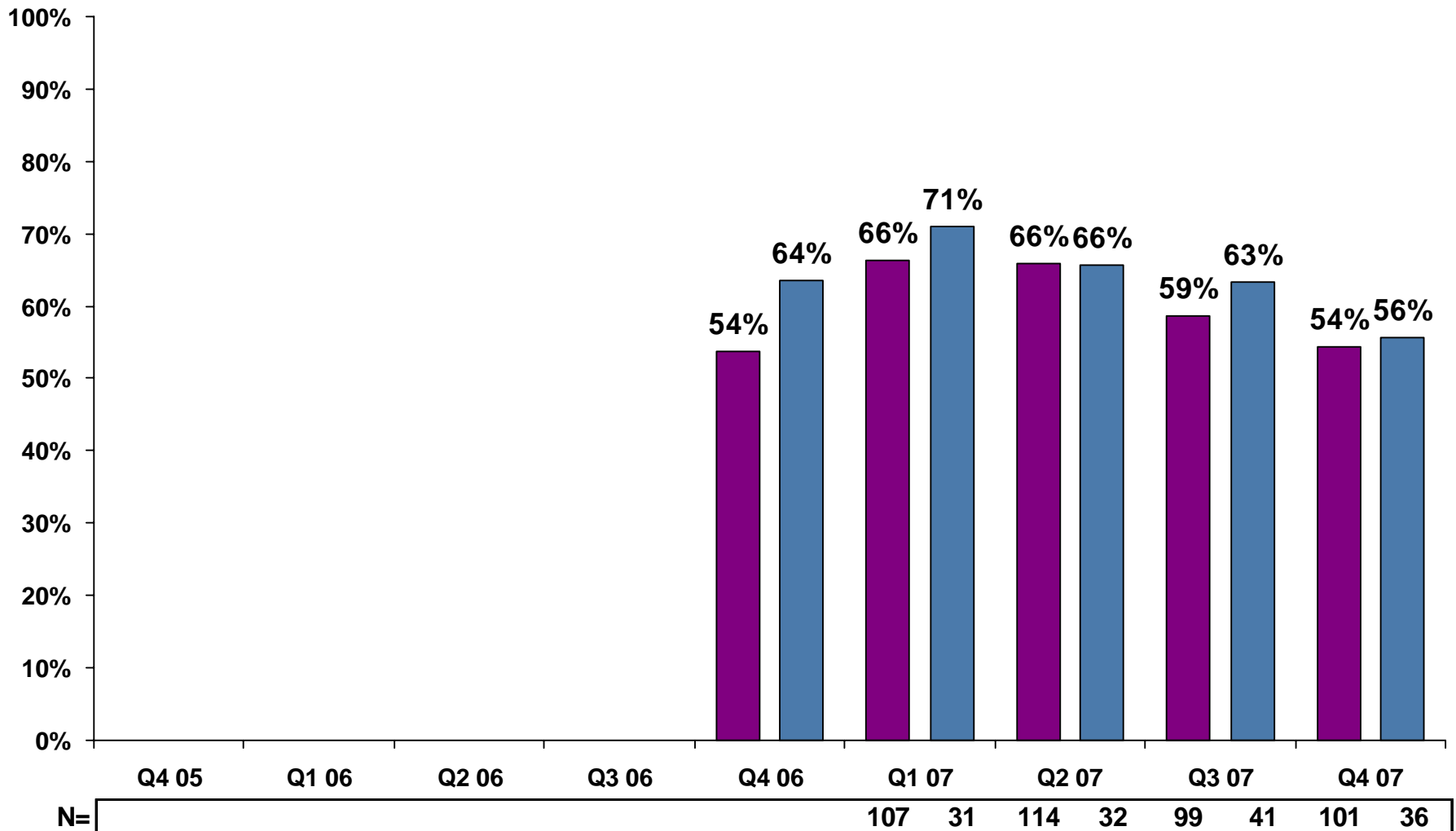


CPM from the 2007 VillageHealth DM CKD Clinical Performance Measures. CPM=70%

Preparation for ESRD

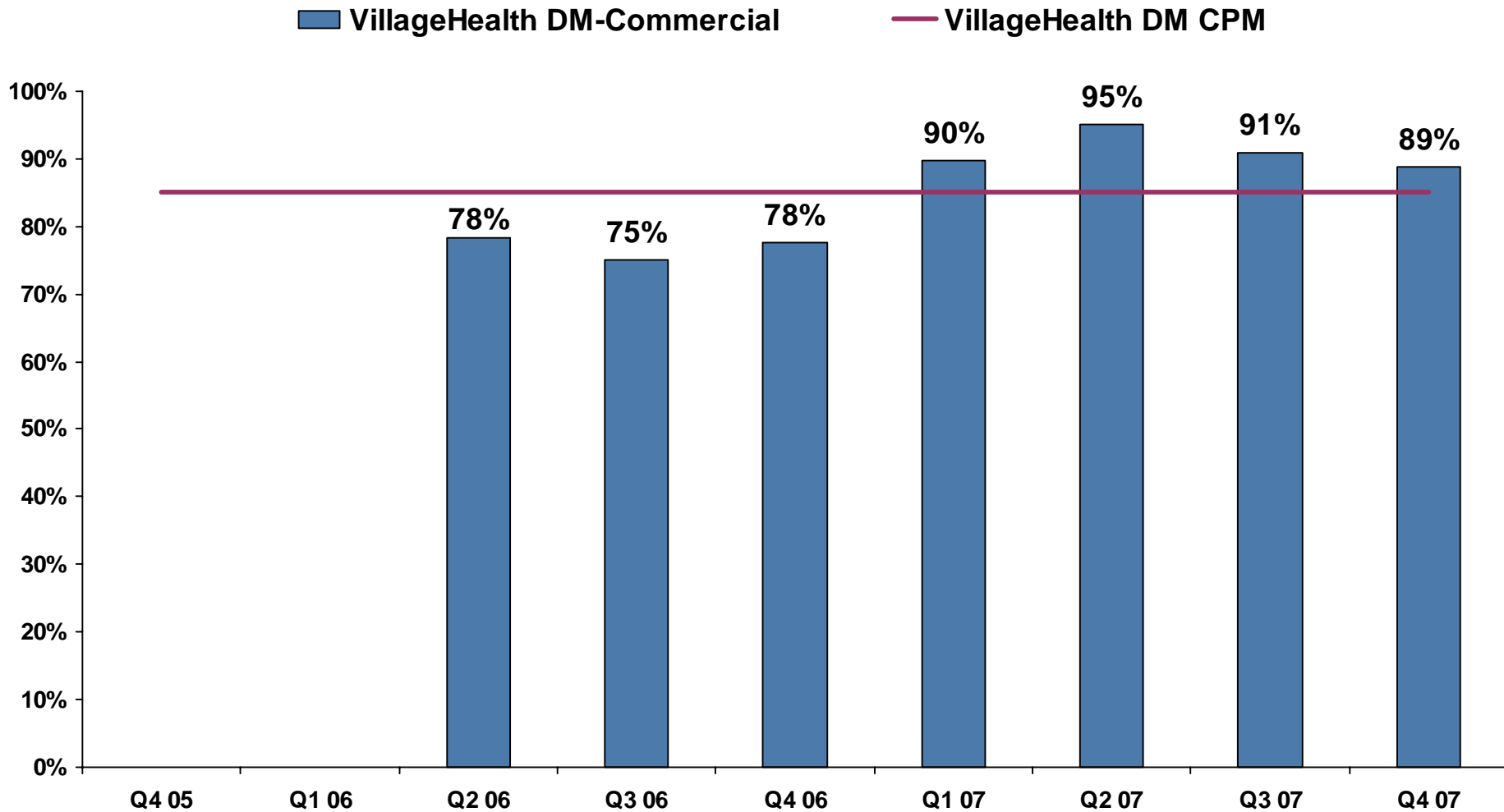
Percentage of patients in stages 4 & 5 with advance care planning education in the last 12 months

■ Stage 4 ■ Stage 5



Prevention

Percentage of patients screened by VHN for clinical depression in the last 12 months*

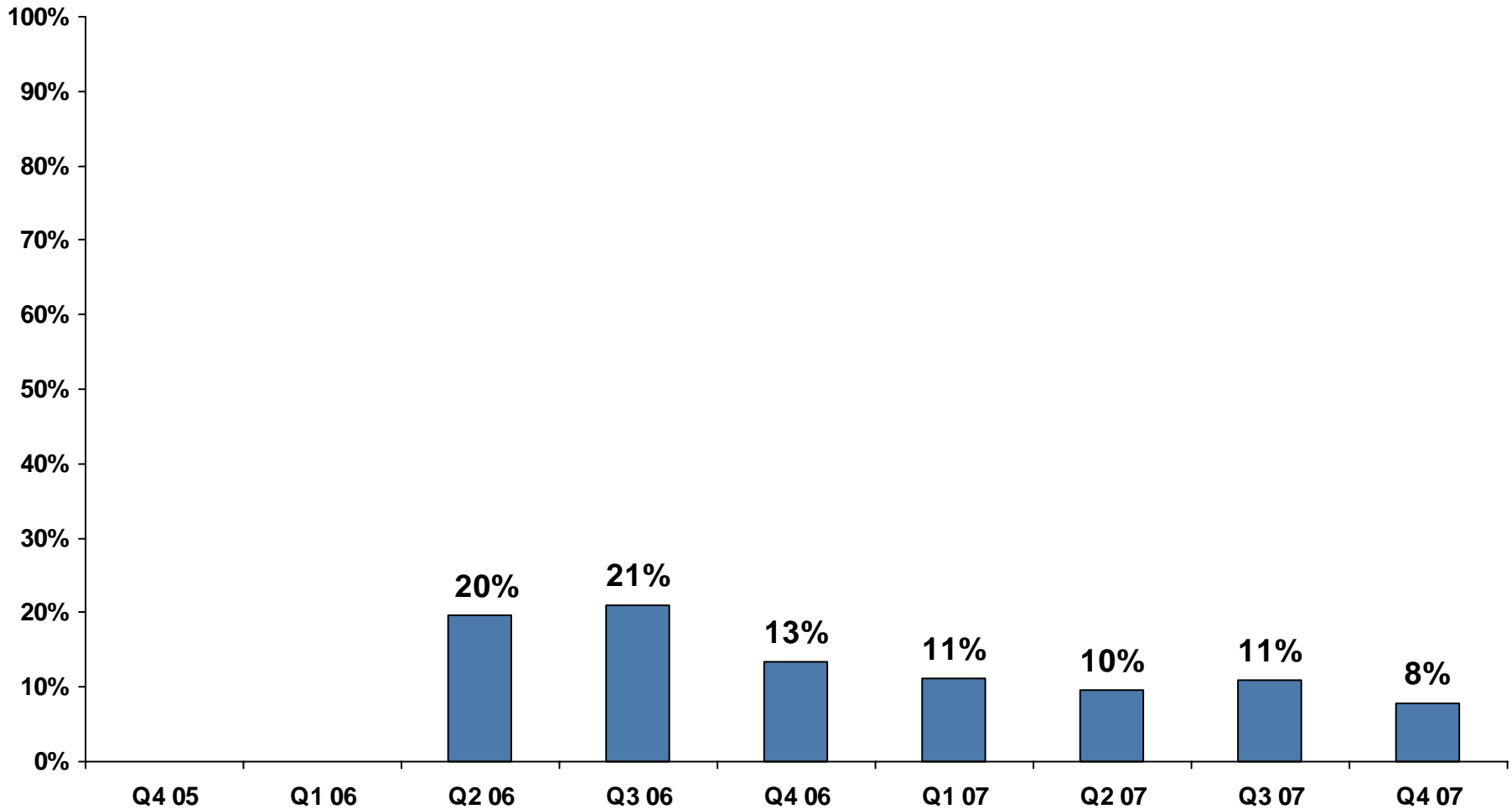


* Using VillageHealth DM screening survey; excludes patients with a mental health diagnosis, other than depression, that prevents patient from understanding and responding to survey questions

CPM from the 2007 VillageHealth DM CKD Clinical Performance Measures. CPM=85%

Prevention

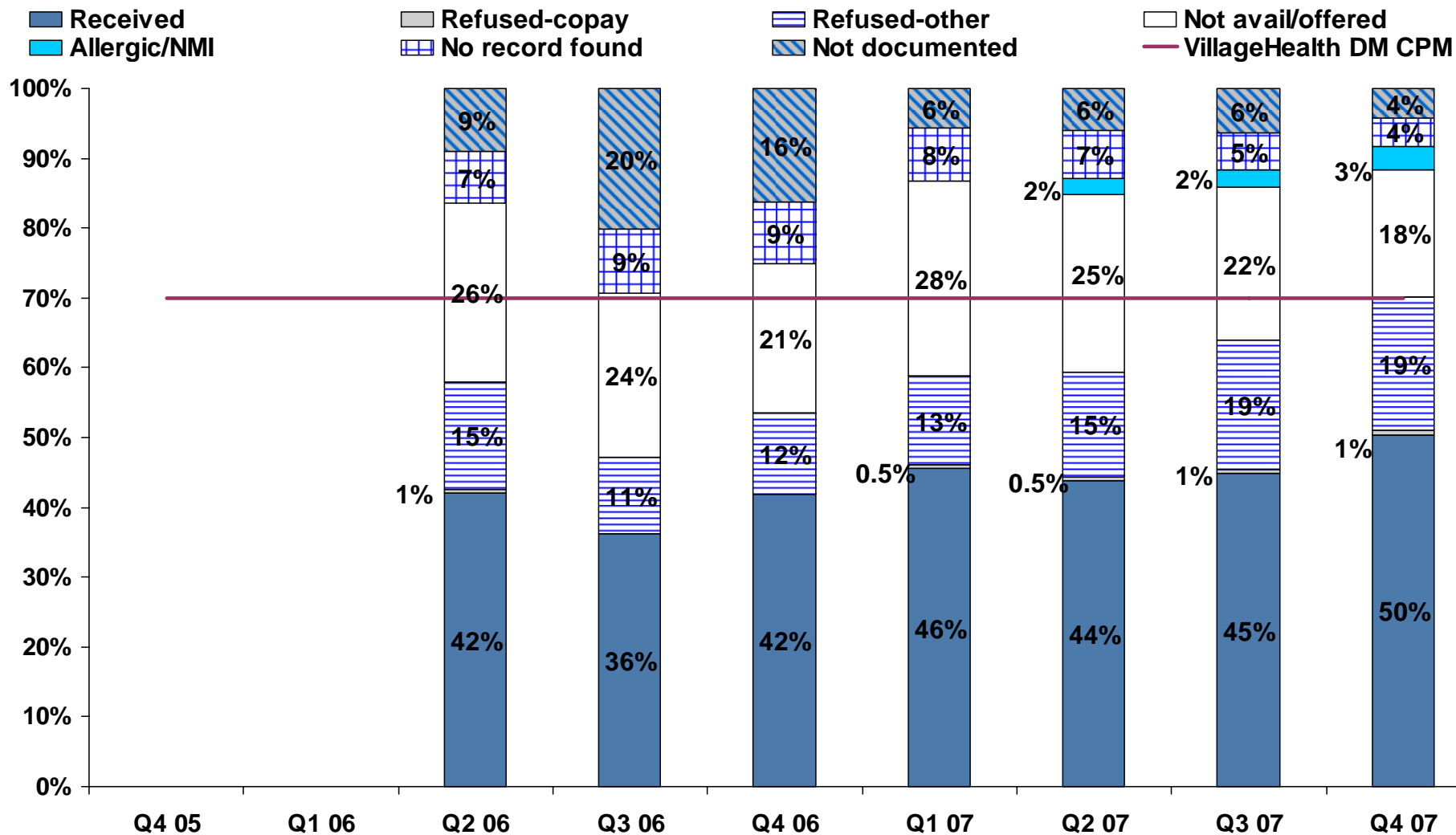
Percentage of patients screened by VHN in the last 12 months identified with clinical depression



* Using VillageHealth DM screening survey and depending on results, the Beck Index

Prevention

Percentage of patients with a pneumococcal vaccine in the last 60 months by category

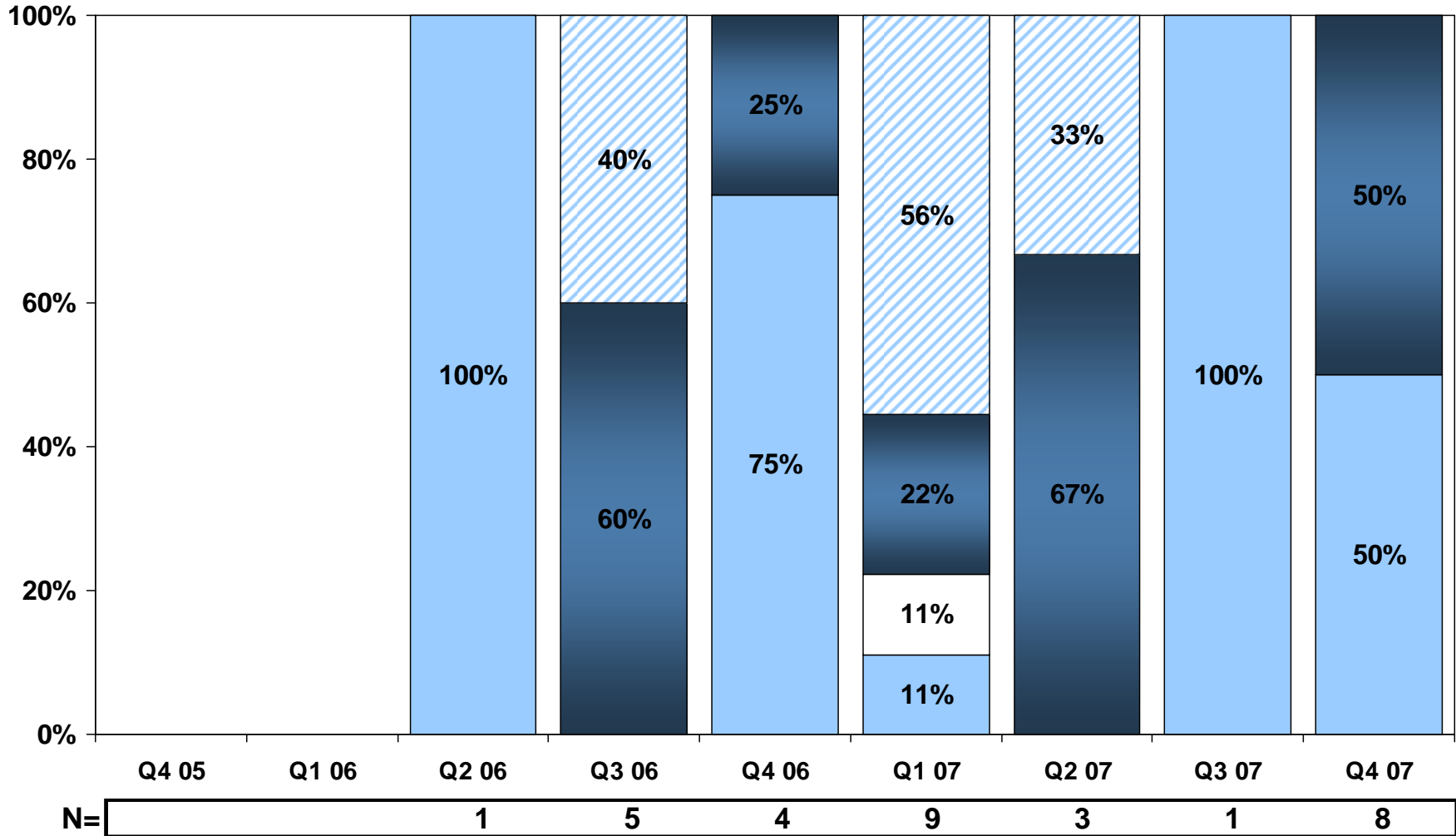


CPM from the 2007 VillageHealth DM CKD Clinical Performance Measures. CPM=70%

Patients Starting Dialysis in the Quarter

Percentage of vascular access by type at initiation of dialysis

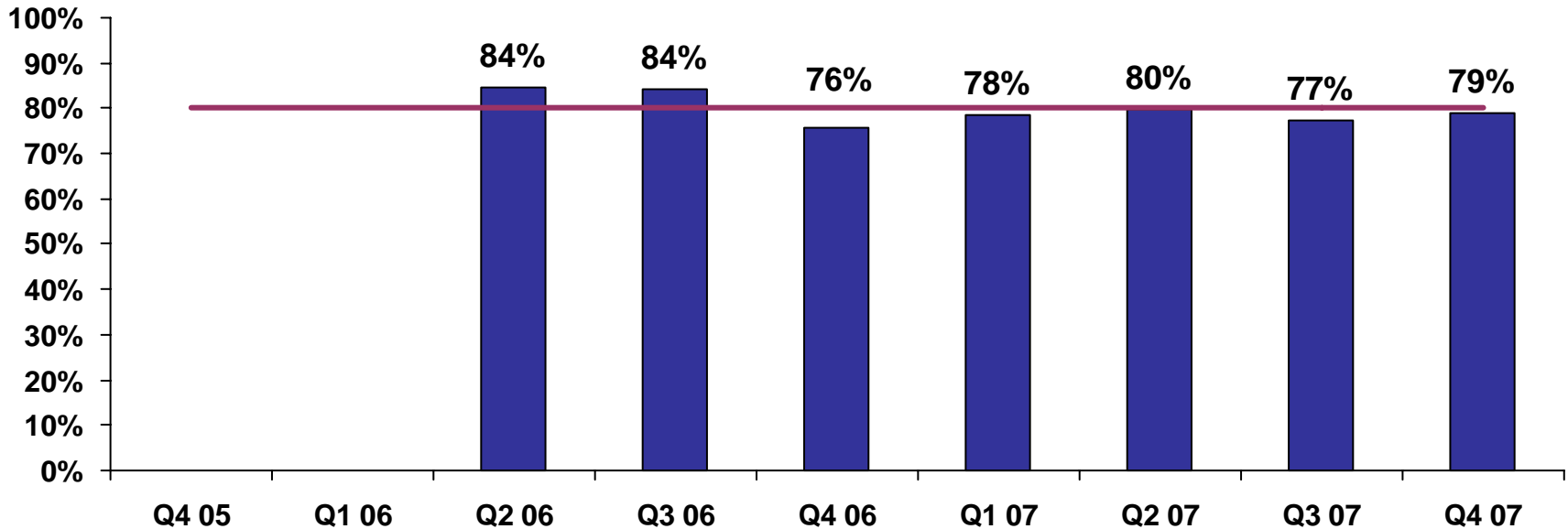
- Fistula
- Catheter without maturing fistula
- Graft
- Catheter with maturing fistula



Anemia Management

Percentage of patients with Hb \geq 11 (g/dL)

■ VillageHealth DM-Commercial — VillageHealth DM CPM



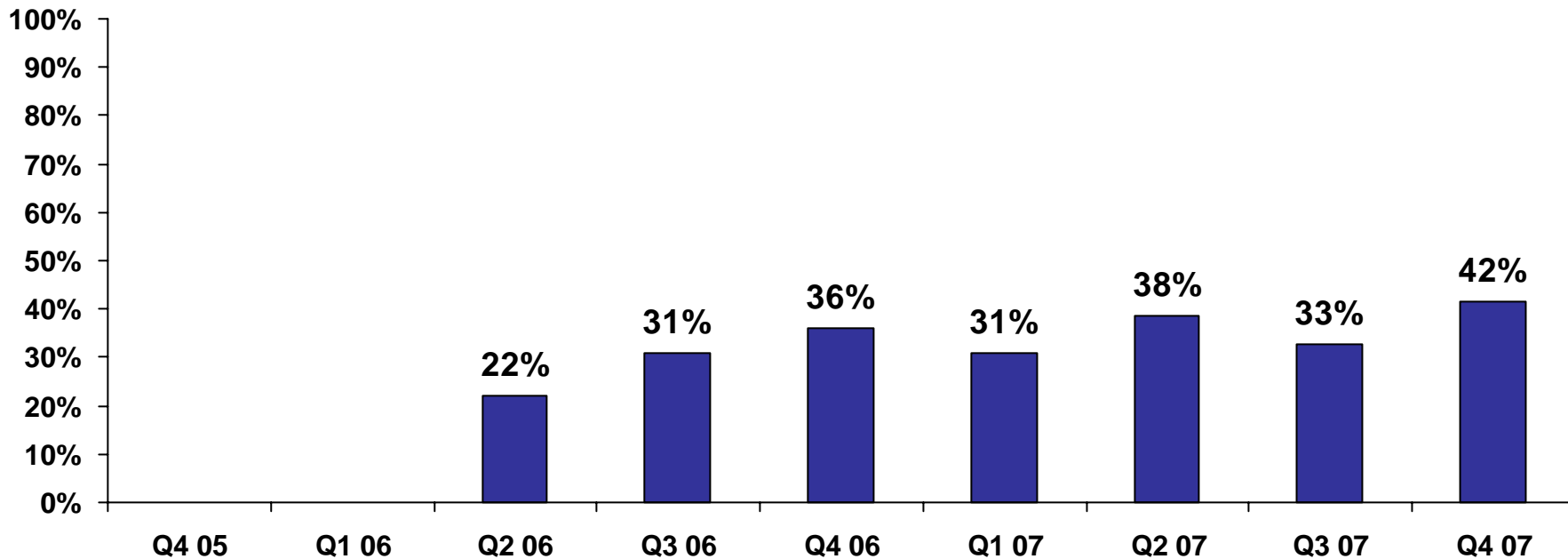
Quarter	N			Mean			Median			Range					
	Stg 3	Stg 4	Stg 5	Stg 3	Stg 4	Stg 5	Stg 3	Stg 4	Stg 5	Stg 3	Stg 4	Stg 5			
Q4 05		
Q1 06		
Q2 06	72	32	12	13.2	12.1	10.9	12.9	12.2	10.9	9.6	16.7	8.2	14.7	9.9	12.3
Q3 06	99	47	19	12.9	11.8	11.7	12.7	11.9	11.7	10.1	16.7	8.3	14.4	9.7	13.7
Q4 06	120	67	20	12.6	11.7	11.3	12.6	11.7	11.0	8.7	16.4	8.5	15.0	8.4	14.6
Q1 07	159	81	29	12.6	11.7	11.2	12.6	11.9	11.1	8.7	15.9	9.4	14.3	8.4	14.4
Q2 07	155	78	26	12.7	11.9	11.0	12.5	11.9	11.4	9.6	16.0	9.6	15.4	7.7	13.6
Q3 07	142	82	30	12.8	11.9	11.1	12.8	11.9	11.1	9.8	16.5	9.6	15.2	6.9	13.9
Q4 07	140	83	29	12.8	11.9	11.1	12.6	11.9	10.9	10.1	16.3	8.5	15.2	8.3	13.5

Labs are excluded for 90 days after active, assessed date.

CPM from the 2007 VillageHealth DM CKD Clinical Performance Measures. CPM=80%

Anemia Management

Percentage of patients with Hb < 11 (g/dL) on erythropoietic stimulating agent (ESA)

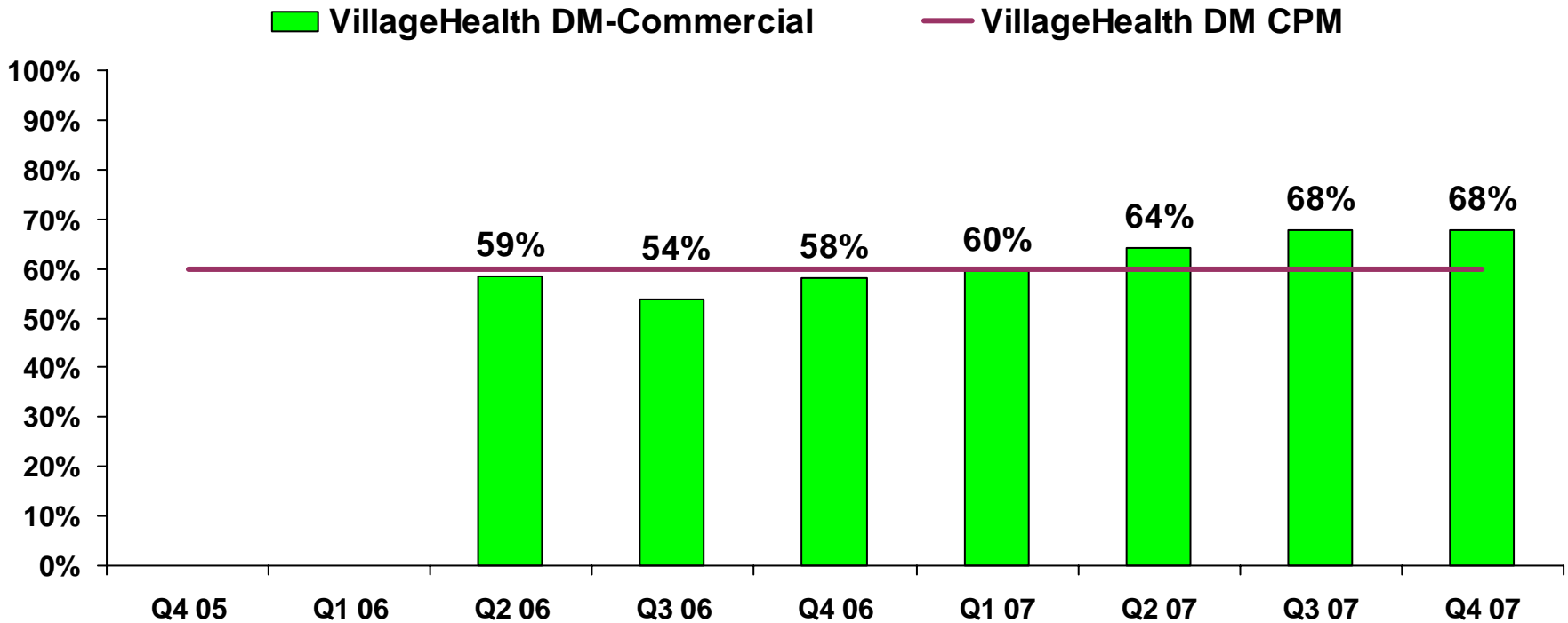


Quarter	N			Mean			Median			Range						
	Stg 3	Stg 4	Stg 5	Stg 3	Stg 4	Stg 5	Stg 3	Stg 4	Stg 5	Stg 3		Stg 4		Stg 5		
Q4 05
Q1 06
Q2 06	6	6	6	10.0	9.5	10.2	10.1	9.4	10.1	9.1	10.7	8.2	10.9	9.9	10.7	
Q3 06	11	9	6	10.4	9.6	10.3	10.5	9.7	10.4	9.8	10.9	8.2	10.9	9.7	10.8	
Q4 06	19	21	10	10.1	10.2	10.1	10.5	10.5	10.4	8.5	10.9	8.3	10.9	8.4	10.9	
Q1 07	26	19	13	10.0	10.0	9.9	10.2	10.0	10.2	8.1	10.9	8.3	10.9	8.4	10.7	
Q2 07	24	16	12	10.1	10.1	9.5	10.4	10.3	9.6	8.5	10.9	8.4	10.9	7.7	10.7	
Q3 07	24	21	13	10.2	10.3	9.5	10.4	10.3	9.9	8.2	10.9	8.9	10.9	6.9	10.9	
Q4 07	18	20	15	10.3	10.0	10.1	10.5	10.4	10.3	8.6	10.8	6.7	10.9	8.3	10.9	

Labs are excluded for 90 days after active, assessed date.

Cardiovascular Disease Management

Percentage of all patients on ACEI (ACES) or ARB

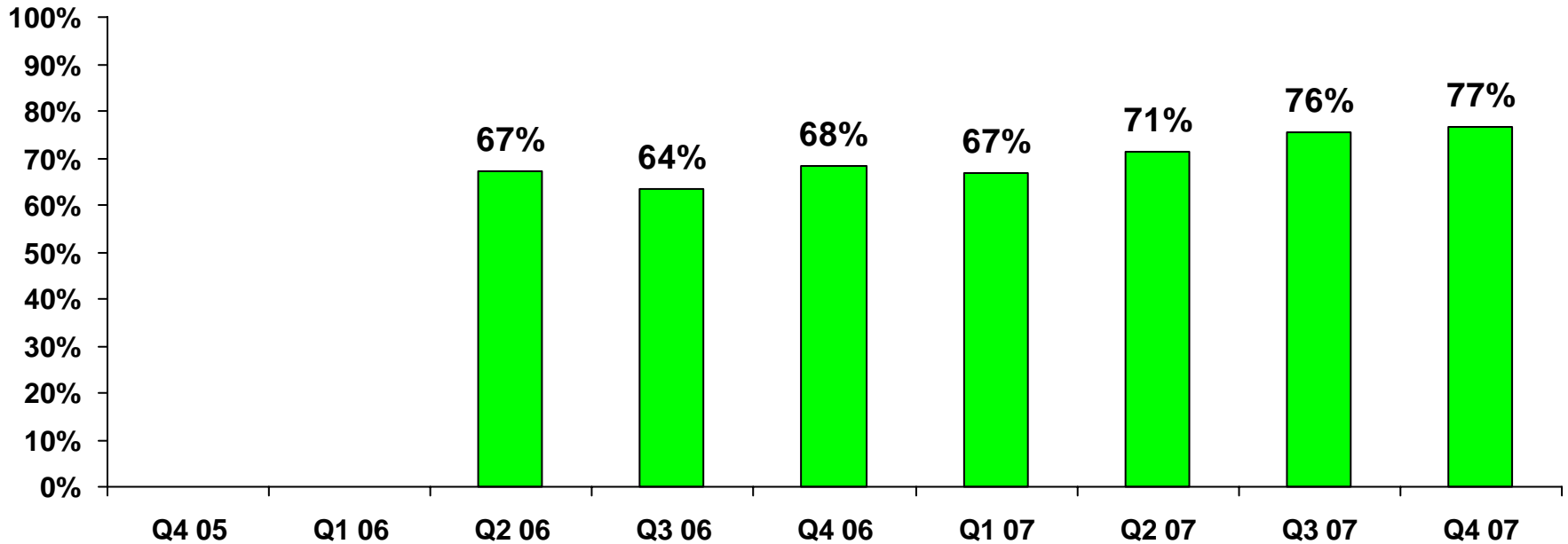


Quarter	Numerator	Denominator	Percentage
Q4 05	.	.	.
Q1 06	.	.	.
Q2 06	103	176	0.59
Q3 06	158	293	0.54
Q4 06	218	375	0.58
Q1 07	255	428	0.60
Q2 07	269	420	0.64
Q3 07	248	366	0.68
Q4 07	239	352	0.68

CPM from the 2007 VillageHealth DM CKD Clinical Performance Measures. CPM=60%

Cardiovascular Disease Management

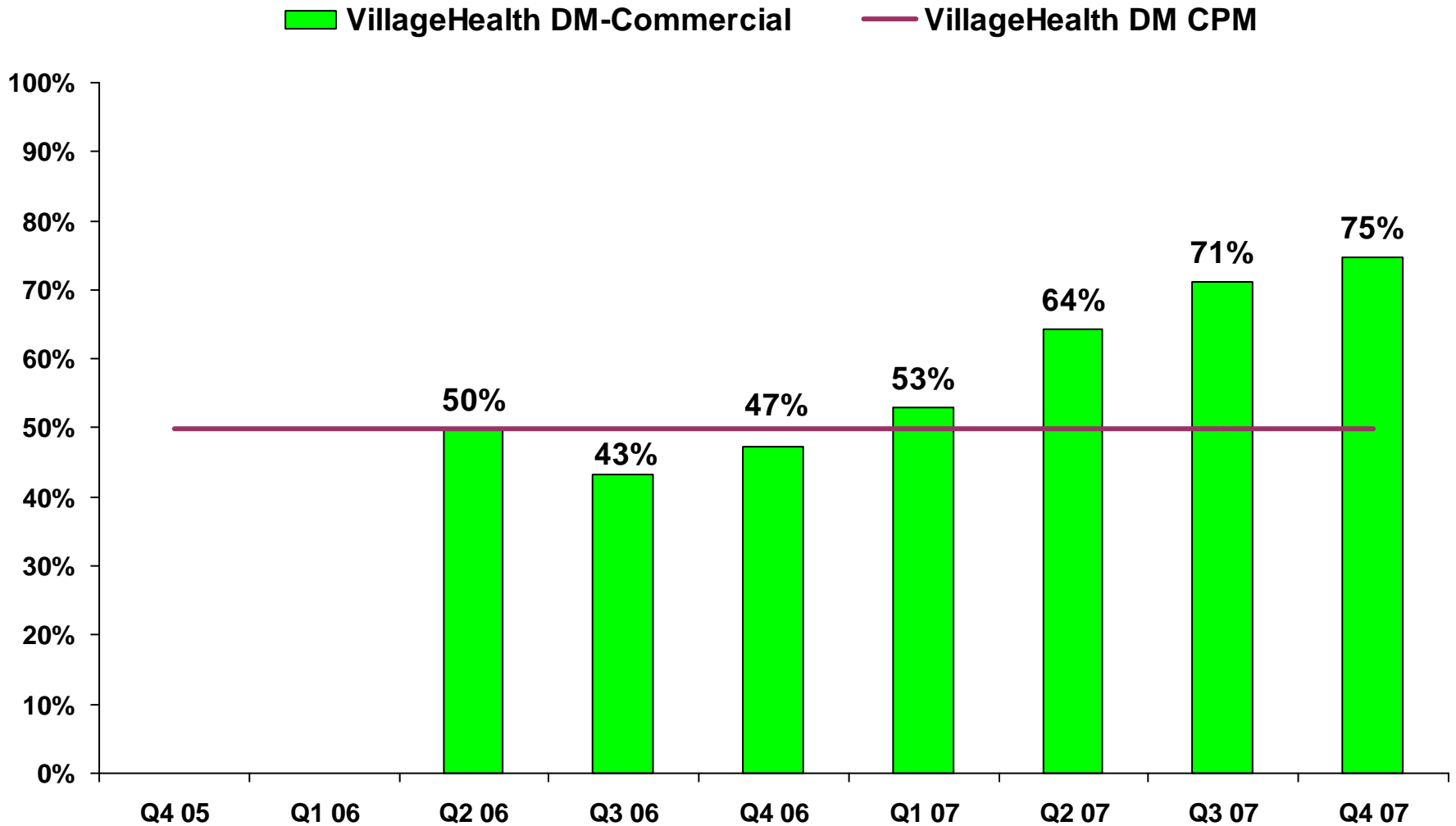
Percentage of diabetic patients on ACEI (ACES) or ARB



Quarter	Numerator	Denominator	Percentage
Q4 05	.	.	.
Q1 06	.	.	.
Q2 06	53	79	0.67
Q3 06	89	140	0.64
Q4 06	114	167	0.68
Q1 07	143	214	0.67
Q2 07	153	215	0.71
Q3 07	146	193	0.76
Q4 07	147	192	0.77

Cardiovascular Disease Management

Percentage of all patients with LDL measured in the last 12 months



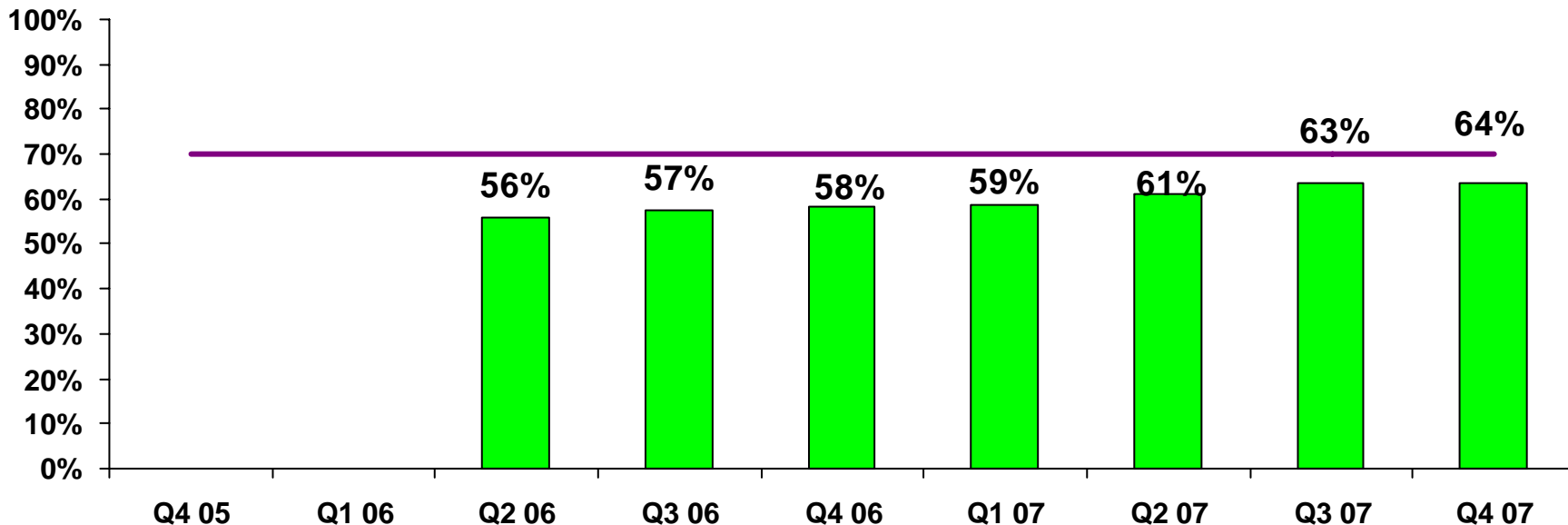
Labs are excluded for 90 days after active, assessed date.

CPM from the 2007 VillageHealth DM CKD Clinical Performance Measures. CPM=50%

Cardiovascular Disease Management

Percentage of all patients with most recent measured LDL \leq 100 mg/dL

■ VillageHealth DM-Commercial — VillageHealth DM CPM



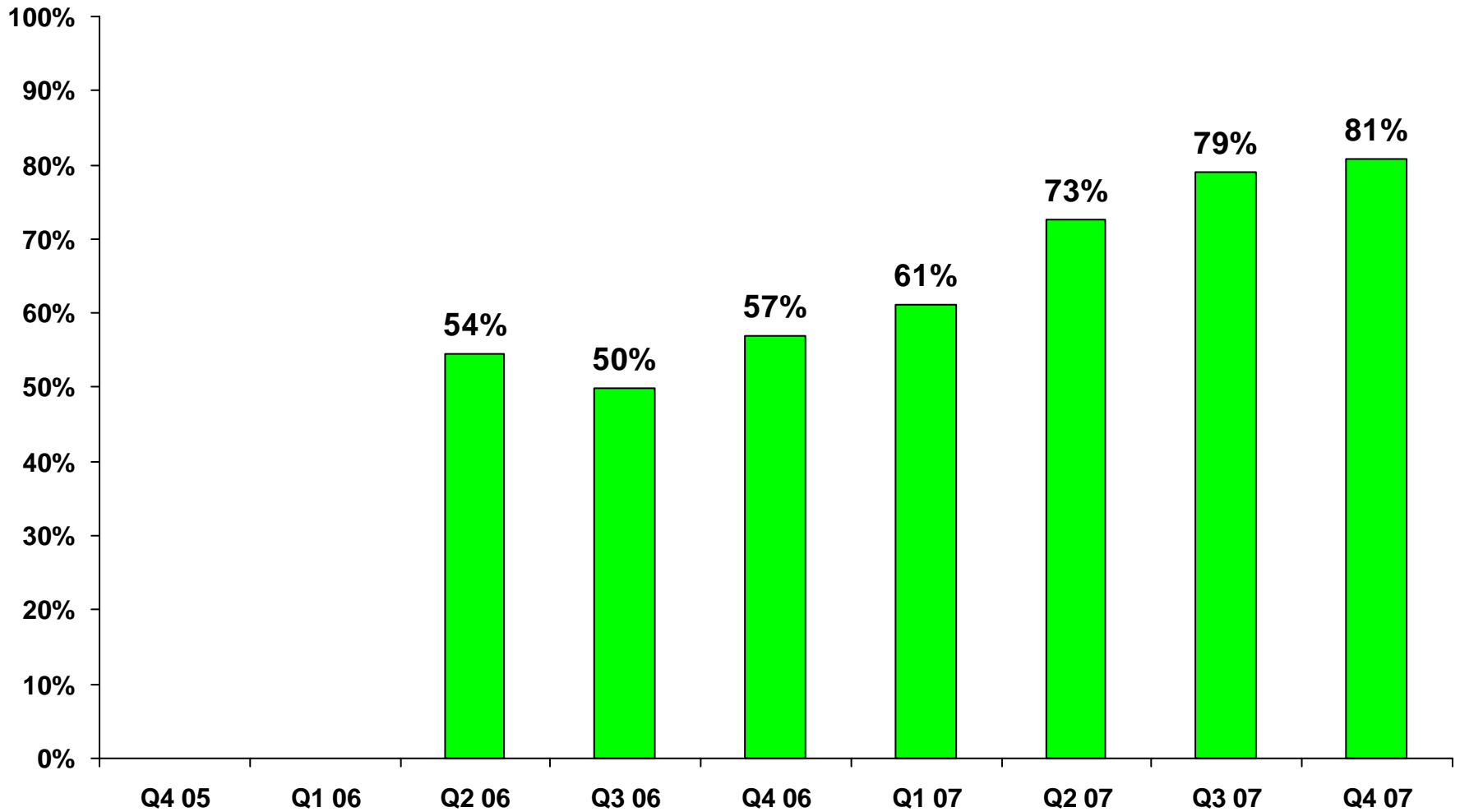
Quarter	N			Mean			Median			Range					
	Stg 3	Stg 4	Stg 5	Stg 3	Stg 4	Stg 5	Stg 3	Stg 4	Stg 5	Stg 3		Stg 4		Stg 5	
Q4 05
Q1 06
Q2 06	63	21	4	100.5	92.8	65.0	97.0	85.0	62.5	48	199	31	168	16	119
Q3 06	83	32	12	98.0	95.4	91.2	97.0	91.0	77.0	43	172	31	176	34	209
Q4 06	118	46	13	99.2	92.1	98.8	96.0	90.5	89.0	34	185	34	156	38	209
Q1 07	149	59	19	96.0	92.7	105.1	95.0	92.0	86.0	42	170	23	161	34	209
Q2 07	152	59	18	95.0	91.8	102.9	94.5	88.0	87.5	40	170	32	176	23	211
Q3 07	133	66	20	94.7	84.8	97.0	93.0	77.5	74.0	34	174	25	167	23	206
Q4 07	146	67	20	95.3	84.7	98.3	93.0	81.0	89.5	37	187	32	166	23	175

Labs are excluded for 90 days after active, assessed date.

CPM from the 2007 VillageHealth DM CKD Clinical Performance Measures. CPM=70%

Cardiovascular Disease Management

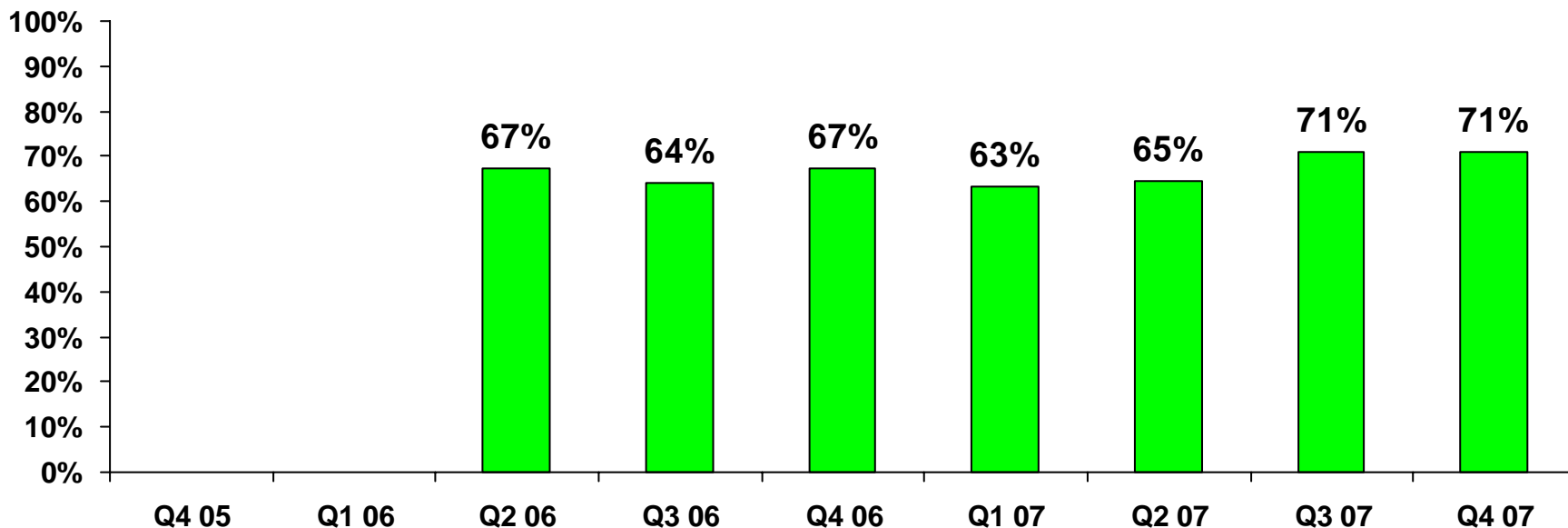
Percentage of diabetic patients with LDL measured in the last 12 months



Labs are excluded for 90 days after active, assessed date.

Cardiovascular Disease Management

Percentage of diabetic patients with most recent measured LDL \leq 100 mg/dL



Quarter	N			Mean			Median			Range						
	Stg 3	Stg 4	Stg 5	Stg 3	Stg 4	Stg 5	Stg 3	Stg 4	Stg 5	Stg 3		Stg 4		Stg 5		
Q4 05
Q1 06
Q2 06	31	11	1	86.5	91.2	42.0	85.0	90.0	42.0	47	166	55	135	42	42	
Q3 06	47	20	3	89.4	90.9	38.0	86.0	83.0	38.0	33	165	50	176	34	42	
Q4 06	62	28	5	88.6	91.8	69.2	84.0	88.0	75.0	24	176	34	156	38	106	
Q1 07	88	35	8	90.0	91.3	78.4	83.5	95.0	81.0	46	166	42	161	34	138	
Q2 07	90	34	9	90.7	91.2	97.9	85.0	82.0	97.0	44	160	45	176	34	206	
Q3 07	77	41	10	89.2	79.6	99.0	86.0	72.0	85.0	25	170	37	167	54	206	
Q4 07	89	40	9	87.2	76.3	99.2	82.0	71.0	99.0	37	159	28.5	171	54	164	

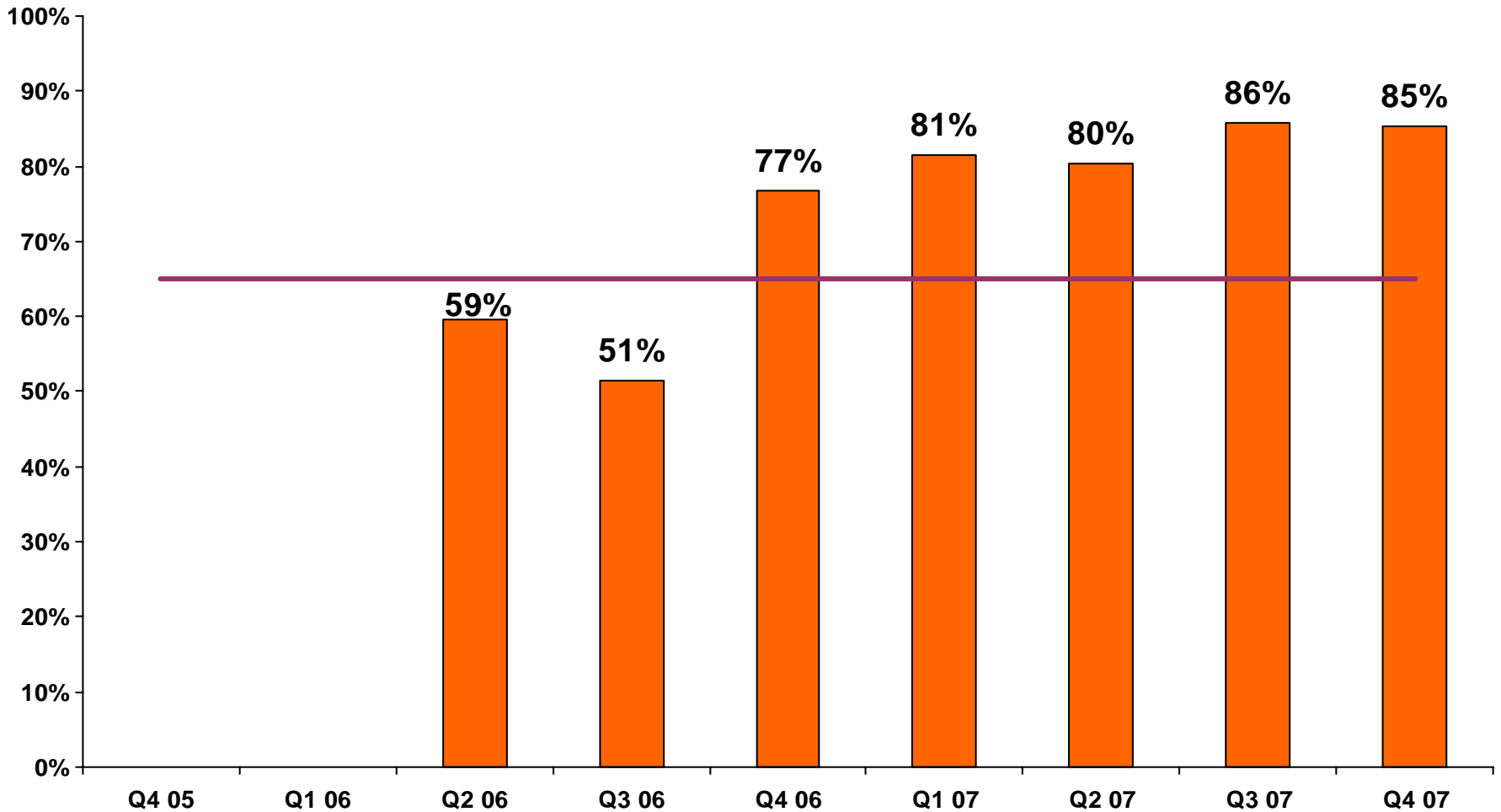
Labs are excluded for 90 days after active, assessed date.

Diabetes Care Management

Percentage of diabetic patients with at least one A1C

VillageHealth DM-Commercial

VillageHealth DM CPM



*excludes diabetic patients active less than 3 months in the quarter.

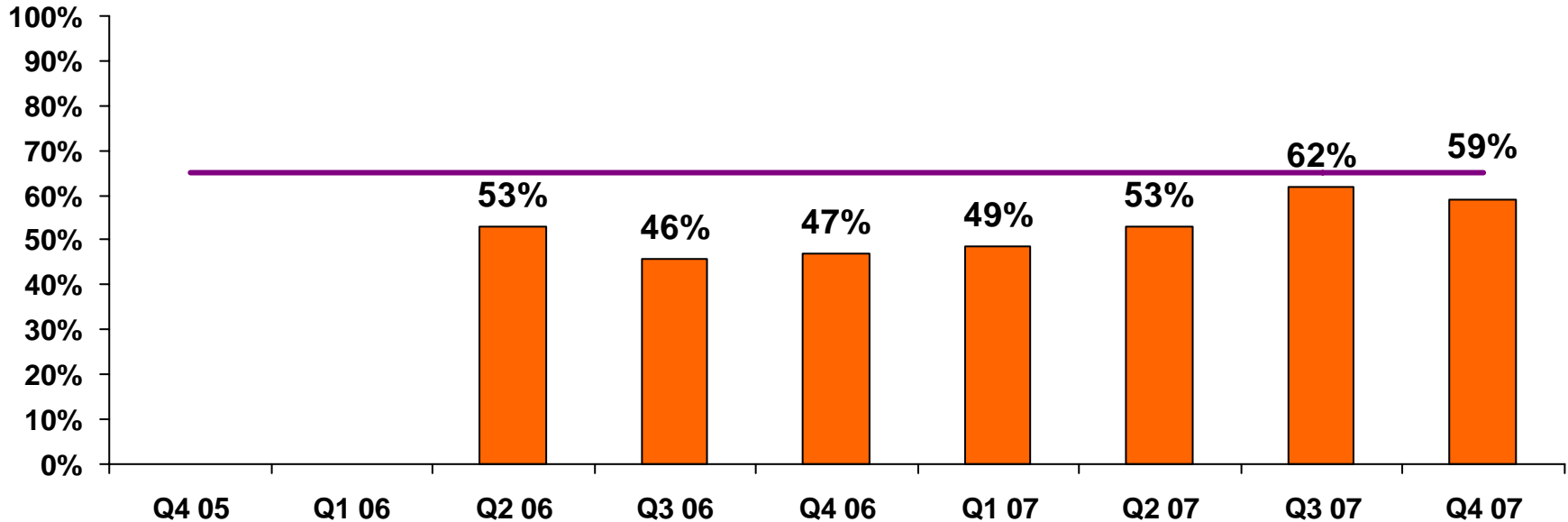
Labs are excluded for 90 days after active, assessed date.

CPM from the 2007 VillageHealth DM CKD Clinical Performance Measures. CPM=65%

Diabetes Care Management

Percentage of diabetic patients with an A1C measured that was $\leq 7.0\%$

■ VillageHealth DM-Commercial — VillageHealth DM CPM



Quarter	N			Mean			Median			Range					
	Stg 3	Stg 4	Stg 5	Stg 3	Stg 4	Stg 5	Stg 3	Stg 4	Stg 5	Stg 3		Stg 4		Stg 5	
Q4 05
Q1 06
Q2 06	36	11	0	7.3	7.5	.	6.7	7.0	.	5.6	11.8	5.8	11.5	.	.
Q3 06	49	20	3	7.6	7.5	7.4	7.1	7.5	6.9	5.6	11.8	4.3	9.7	6.6	8.7
Q4 06	73	31	5	7.6	7.6	6.5	7.2	7.3	5.8	4.7	12.4	4.3	11.7	5.3	9
Q1 07	100	45	9	7.6	7.3	6.8	7.3	7.0	6.5	5.8	12	4.9	11.8	4.9	9.9
Q2 07	96	40	11	7.3	7.2	7.8	6.9	6.9	7.7	5.4	10.8	4.8	11.55	5.8	11.8
Q3 07	83	42	14	7.0	7.2	7.2	6.7	6.9	6.8	5.4	10.5	5.3	11.2	5	11.8
Q4 07	89	44	13	7.0	7.2	7.2	6.9	6.9	6.3	5.5	9.6	5.3	11.2	5.2	11.4

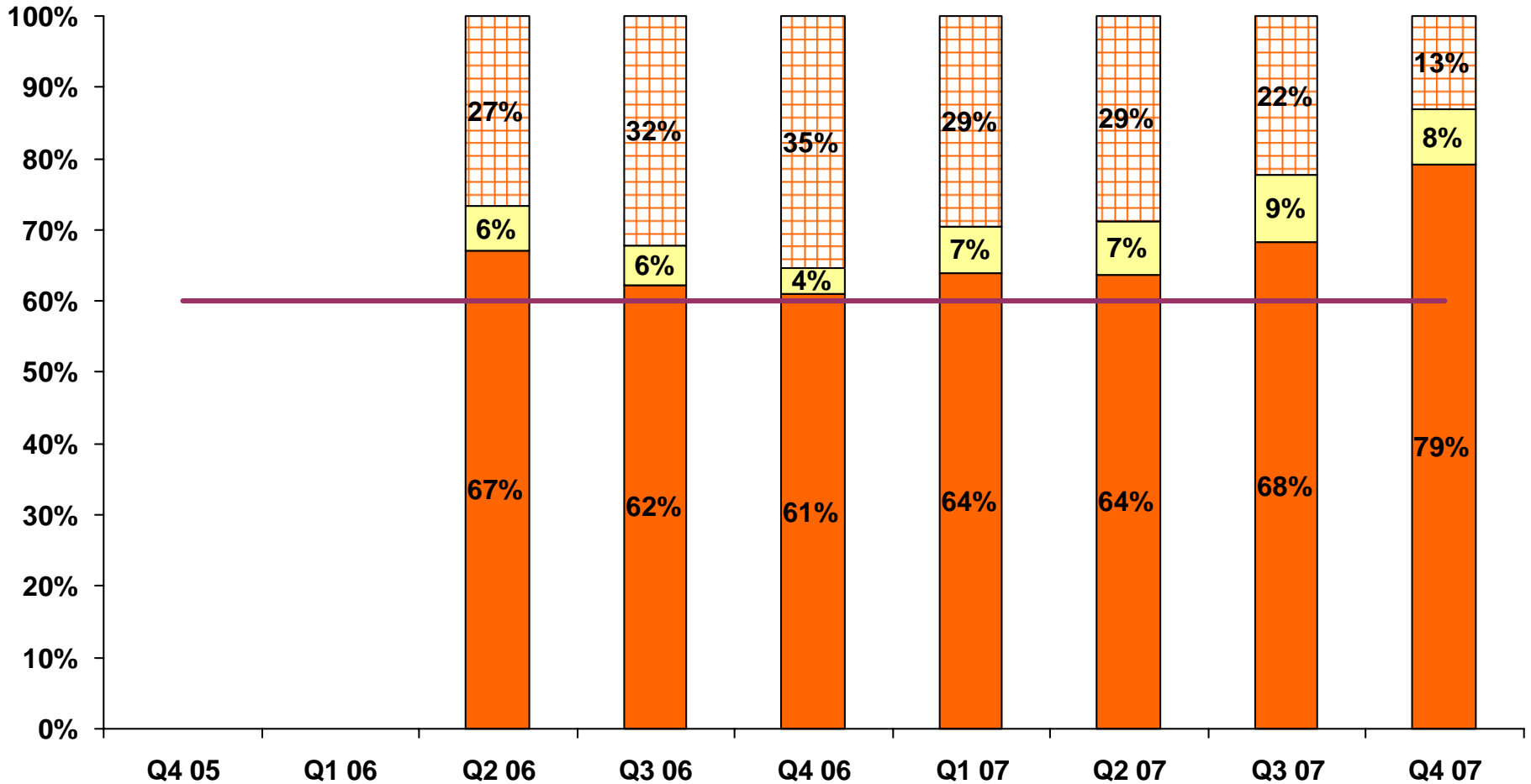
Labs are excluded for 90 days after active, assessed date.

CPM from the 2007 VillageHealth DM CKD Clinical Performance Measures. CPM=65%

Diabetes Care Management

Percentage of diabetic patients with podiatric screening foot exam in the last 12 months by category*

■ Received
 ■ Refused
 In progress
 — VillageHealth DM CPM



*performed by podiatrist, PCP, PCN or other qualified health professional

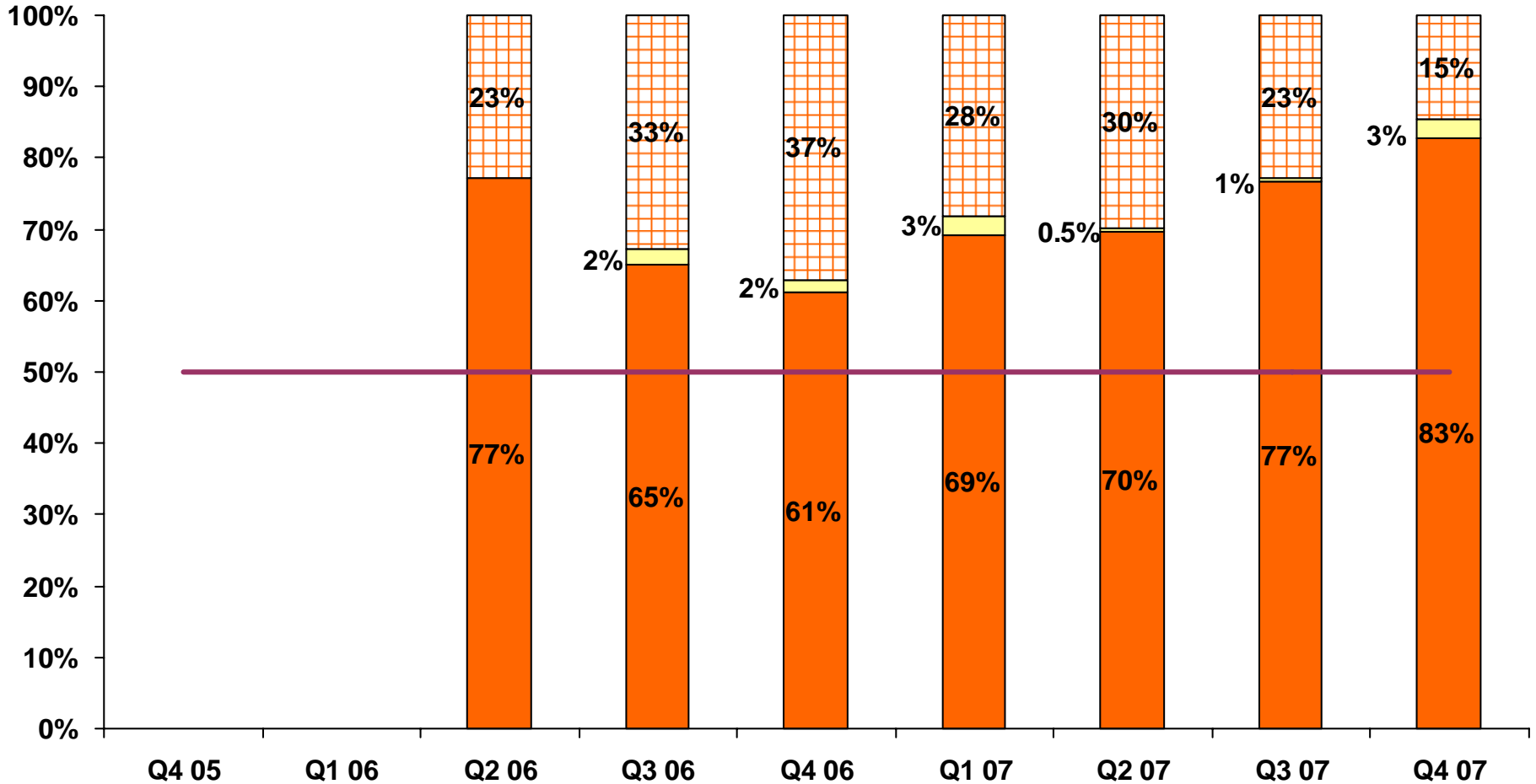
"In progress" includes education, referral and unknown.

CPM from the 2007 VillageHealth DM CKD Clinical Performance Measures. CPM=60%

Diabetes Care Management

Percentage of diabetic patients with dilated retinal exam by optometrist/ophthalmologist in the last 12 months by category

■ Received
 ■ Refused
 In progress
 — VillageHealth DM CPM

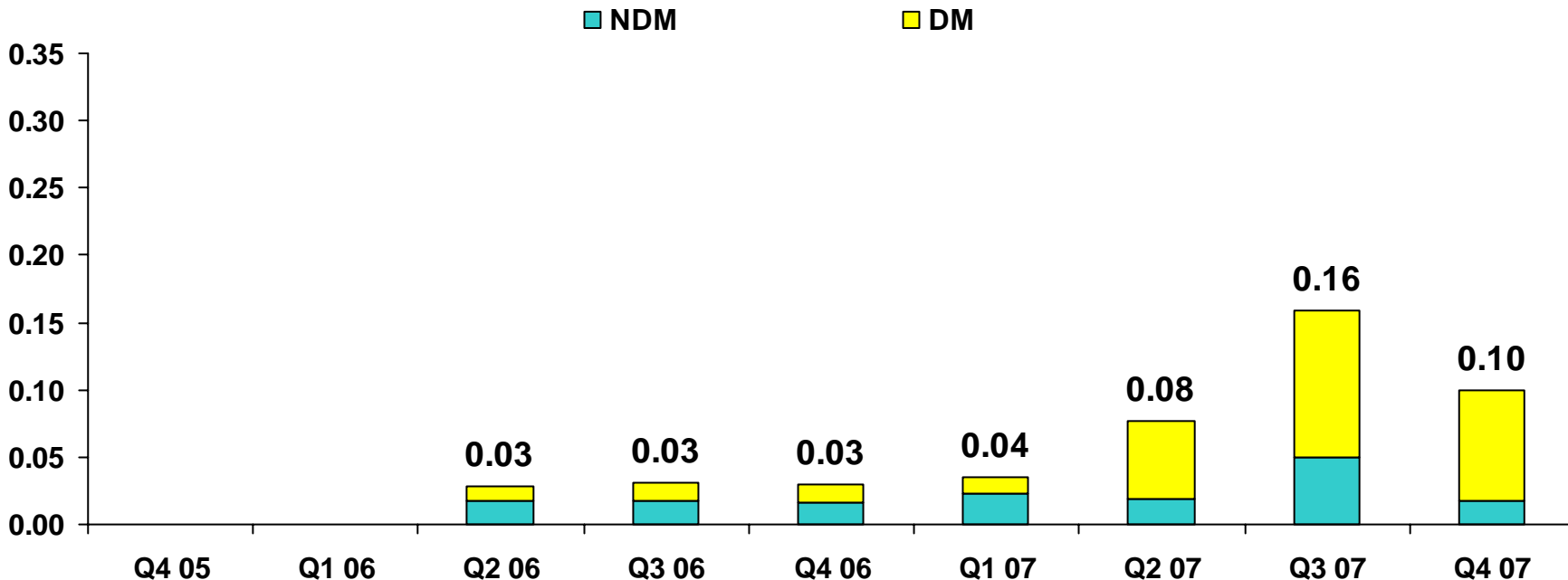


"In progress" includes education, referral and unknown.

CPM from the 2007 VillageHealth DM CKD Clinical Performance Measures. CPM=50%

Hospital Utilization

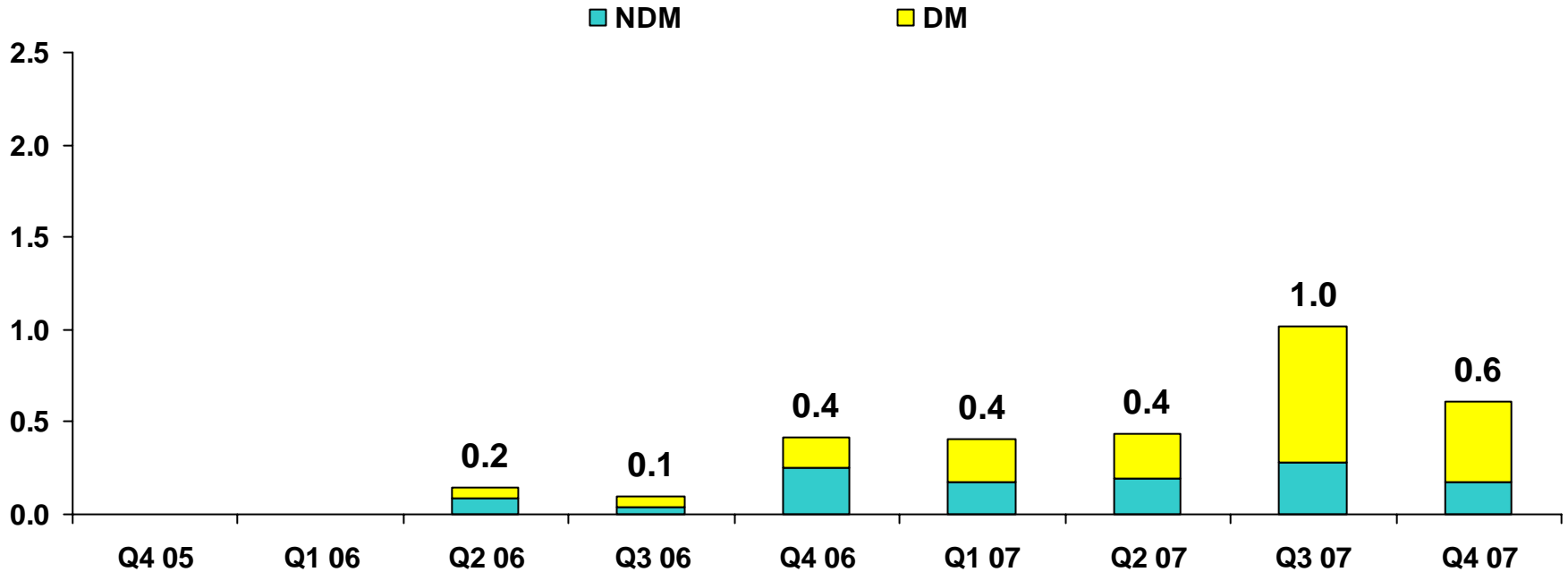
Hospital admits by diabetic status and stage (per pt/qtr)



Quarter	N			# of Admits			Admission Rate		
	Stg 3	Stg 4	Stg 5	Stg 3	Stg 4	Stg 5	Stg 3	Stg 4	Stg 5
Q4 05
Q1 06
Q2 06	124	39	13	2	2	1	0.02	0.05	0.08
Q3 06	212	60	21	5	2	2	0.02	0.03	0.10
Q4 06	271	82	22	8	1	2	0.03	0.01	0.09
Q1 07	290	107	31	5	5	5	0.02	0.05	0.16
Q2 07	274	114	32	13	15	4	0.05	0.13	0.13
Q3 07	226	99	41	29	22	7	0.13	0.22	0.17
Q4 07	215	101	36	20	11	4	0.09	0.11	0.11

Hospital Utilization

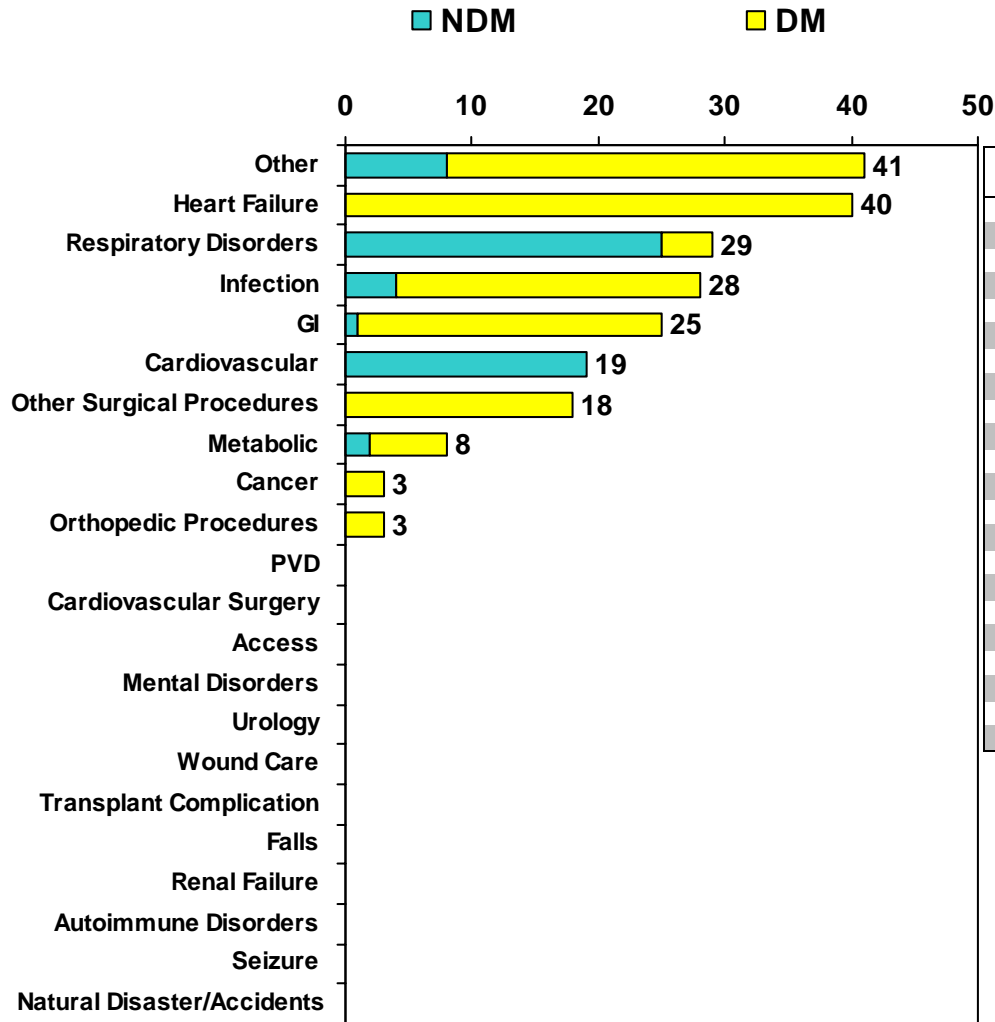
Bed days by diabetic status and stage (per pt/qtr)



Quarter	N			# of IP Days			IP Days Rate		
	Stg 3	Stg 4	Stg 5	Stg 3	Stg 4	Stg 5	Stg 3	Stg 4	Stg 5
Q4 05
Q1 06
Q2 06	124	39	13	8	13	5	0.1	0.3	0.4
Q3 06	212	60	21	20	6	4	0.1	0.1	0.2
Q4 06	271	82	22	111	22	23	0.4	0.3	1.0
Q1 07	290	107	31	120	31	24	0.4	0.3	0.8
Q2 07	274	114	32	81	86	17	0.3	0.8	0.5
Q3 07	226	99	41	166	164	43	0.7	1.7	1.0
Q4 07	215	101	36	137	61	16	0.6	0.6	0.4

Hospital Utilization

Bed days by reason, diabetic status and stage



Reason	# of Admissions		
	Stg 3	Stg 4	Stg 5
Other	3	2	2
Heart Failure	7	1	.
Respiratory Disorders	0	1	.
Infection	4	1	.
GI	3	.	1
Cardiovascular	1	1	.
Other Surgical Procedures	1	1	.
Metabolic	.	3	1
Cancer	.	1	.
Orthopedic Procedures	1	.	.
PVD	.	.	.
Cardiovascular Surgery	.	.	.
Access	.	.	.
Mental Disorders	.	.	.
Urology	.	.	.
Wound Care	.	.	.
Transplant Complication	.	.	.
Falls	.	.	.
Renal Failure	.	.	.
Autoimmune Disorders	.	.	.
Seizure	.	.	.
Natural Disaster/Accidents	.	.	.